



CIN: L65190MH2004GOI148838

आईडीबीआई बैंक लिमिटेड
पंजीकृत कार्यालय : आईडीबीआई टॉवर,
डब्ल्यूटीसी कॉम्प्लेक्स, कफ परेड,
सुंबई - 400 005.
टेलिफोन : (+91 22) 6655 3355, 2218 9111
फैक्स : (+91 22) 2218 0411
वेबसाइट : www.idbi.com

IDBI Bank Limited
Regd. Office : IDBI Tower,
WTC Complex, Cuffe Parade,
Mumbai - 400 005.
TEL.: (+91 22) 6655 3355, 2218 9111
FAX : (+91 22) 2218 0411
Website : www.idbi.com

अप्रैल 22, 2020

The Manager (Listing) BSE Ltd., 25th Floor, Phiroze Jeejeebhoy Towers, Dalal Street, Fort, Mumbai - 400 001	The Manager (Listing) National Stock Exchange of India Ltd., Exchange Plaza, 5th Floor, Plot No.C/1, G Block, Bandra Kurla Complex, Bandra(E), Mumbai - 400 051
---	--


Dear Sir,

**Shareholding Pattern of IDBI Bank Ltd. -
Quarter ended March 31, 2020**

In terms of Regulation 31(1)(b) of SEBI (Listing Obligations and Disclosure Requirements) Regulations, 2015, we forward herewith shareholding pattern of IDBI Bank limited as on March 31, 2020.

Kindly acknowledge receipt and take the above on record.

भवदीय,
कृते आईडीबीआई बैंक लिमिटेड


22/04/2020

[पवन अग्रवाल]

म. प्र एवं कंपनी सचिव

संलग्न: उपर्युक्त

Format of Holding of Specified securities

1. Name of Listed Entity: IDBI BANK LIMITED
2. Scrip Code/Name of Scrip/Class of Security: 500116, IDBI, EQUITY SHARES
3. Share Holding Pattern Filed under: Reg. 31(1)(a)/Reg.31(1)(b)/Reg.31(1)(c)
 - a. if under 31(1)(b) then indicate the report for quarter ending 31/03/2020
 - b. if under 31(1)(c) then indicate date of allotment/extinguishment
4. Declaration : The Listed entity is required to submit the following declaration to the extent of submission of information:

	Particulars	YES*	NO*
a	Whether the Listed Entity has issued any partly paid up shares		NO
b	Whether the Listed Entity has issued any Convertible Securities or Warrants?		NO
c	Whether the Listed Entity has any shares against which depository receipts are issued?		NO
d	Whether the Listed Entity has any shares in locked-in?	YES	
e	Whether any shares held by promoters are pledge or otherwise encumbered?		NO

*if the Listed Entity selects the option 'NO' for the questions above, the columns for the partly paid up shares, Outstanding Convertible Securities/Warrants, depository receipts, locked-in shares, No of shares pledged or otherwise encumbered by promoters, as applicable, shall not be displayed at the time of dissemination on the Stock Exchange website. Also wherever there is 'No' declared by Listed entity in above table the values will be considered as 'Zero' by default on submission of the format of holding of specified securities.




Table I - Summary Statement holding of specified securities

Category	Category of Shareholder	No of Shareholders	No of fully paid up equity shares held	No of Partly paid-up equity shares held	No of Shares Underlying Depository Receipts	Total No of Shares Held (VII) = (IV)+(V)+(VI)	Shareholding as a % of total no of shares [As a % of (A+B+C2)]	Number of Voting Rights held in each class of securities			No of Shares Underlying Outstanding convertible securities (Including Warrants)	Shareholding as a % assuming full conversion of convertible Securities (as a percentage of diluted share capital)	Number of Locked In Shares		Number of Shares pledged or otherwise encumbered		Number of equity shares held in dematerialized form	
								Class X	Class Y	Total (IX)			No.	As a % of total Shares	No.	As a % of total Shares		
(I)	(II)	(III)	(IV)	(V)	(VI)	(VII)	(VIII)	Class X	Class Y	Total (IX)	(X)	(XI)	(XII)	(XIII)	(XIV)	(XV)		
(A)	Promoter & Promoter Group	2	10183974842	0	0	10183974842	98.11	10183974842	0	10183974842	98.11	0	98.11	10183974842	100.00	0	0.00	10183974842
(B)	Public	384617	196619156	0	0	196619156	1.89	196619156	0	196619156	1.89	0	1.89	0	0.00	NA	NA	186593256
(C)	Non Promoter-Non Public																	
(C1)	Shares underlying DRs	0	0	0	0	0	NA	0	0	0	0.00	0	NA	0	0.00	NA	NA	0
(C2)	Shares held by Employes Trusts	0	0	0	0	0	0.00	0	0	0	0.00	0	0.00	0	0.00	NA	NA	0
	Total:	384619	10380593998	0	0	10380593998	100.00	10380593998	0	10380593998	100.00	0	100.00	10183974842	98.11	0	0.00	10370568098



Table II - Statement showing shareholding pattern of the Promoter and Promoter Group

Category	Category & Name of the shareholder	PAN	No of Shareholders	No of fully paid up equity shares held	No of Partly paid-up equity shares held	No of Shares Underlying Depository Receipts	Total No of Shares Held (IV+V+VI)	Shareholding as a % of total no of shares (calculated as per SCRR, 1957 (VIII) As a % of (A+B+C2)	Number of Voting Rights held in each class of securities			No of Shares Underlying Outstanding convertible securities (including Warrants)	Shareholding as a % assuming full conversion of convertible Securities (as a percentage of diluted share capital) (VII)+(X) As a % of (A+B+C2)	Number of Locked in Shares		Number of Shares pledged or otherwise encumbered		Number of equity shares held in dematerialized form	
									No of Voting Rights					Total as a % of (A+B+C)	No.	As a % of total Shares held	No.		As a % of total Shares held
									Class X	Class Y	Total								
	(I)	(II)	(III)	(IV)	(V)	(VI)	(VII)	(VIII)	(IX)			(X)	(XI)	(XII)		(XIV)			
(1)	Indian																		
(a)	Individuals/Hindu undivided Family		0	0	0	0	0	0.00	0	0	0	0.00	0	0.00	0	0.00	0	0.00	0
(b)	Central Government/State Government(s)		1	4889871903	0	0	4889871903	47.11	4889871903	0	4889871903	47.11	0	47.11	4889871903	100.00	0	0.00	4889871903
	PRESIDENT OF INDIA	1204720012202993	1	4889871903	0	0	4889871903	47.11	4889871903	0	4889871903	47.11	0	47.11	4889871903	100.00	0	0.00	4889871903
(c)	Financial Institutions/Banks		1	5294102939	0	0	5294102939	51.00	5294102939	0	5294102939	51.00	0	51.00	5294102939	100.00	0	0.00	5294102939
	LIC DF INDIA	AAAC10582H	1	5294102939	0	0	5294102939	51.00	5294102939	0	5294102939	51.00	0	51.00	5294102939	100.00	0	0.00	5294102939
(d)	Any Other		0	0	0	0	0	0.00	0	0	0	0.00	0	0.00	0	0.00	0	0.00	0
	Sub-Total (A)(1)		2	10183974842	0	0	10183974842	98.11	10183974842	0	10183974842	98.11	0	98.11	10183974842	100.00	0	0.00	10183974842
(2)	Foreign																		
(a)	Individuals (Non-Resident)		0	0	0	0	0	0.00	0	0	0	0.00	0	0.00	0	0.00	0	0.00	0
(b)	Individuals/Foreign Individuals		0	0	0	0	0	0.00	0	0	0	0.00	0	0.00	0	0.00	0	0.00	0
(c)	Government		0	0	0	0	0	0.00	0	0	0	0.00	0	0.00	0	0.00	0	0.00	0
	Institutions		0	0	0	0	0	0.00	0	0	0	0.00	0	0.00	0	0.00	0	0.00	0
(d)	Foreign Portfolio Investor		0	0	0	0	0	0.00	0	0	0	0.00	0	0.00	0	0.00	0	0.00	0
(e)	Any Other		0	0	0	0	0	0.00	0	0	0	0.00	0	0.00	0	0.00	0	0.00	0
	Sub-Total (A)(2)		0	0	0	0	0	0.00	0	0	0	0.00	0	0.00	0	0.00	0	0.00	0
	Total Shareholding of Promoter and Promoter Group (A)=(A)(1)+(A)(2)		2	10183974842	0	0	10183974842	98.11	10183974842	0	10183974842	98.11	0	98.11	10183974842	100.00	0	0.00	10183974842



Table III - Statement showing shareholding pattern of the Public shareholder

Category	Category & Name of the Shareholder	PAN	No of Shareholders	No of fully paid up equity shares held	No of Partly paid up equity shares held	No of Shares Underlying Depository Receipts	Total No of Shares Held (IV+V+VI)	Shareholding as a % of total no of shares (A+B+C2)	Number of Voting Rights held in each class of securities			No of Shares Underlying Outstanding convertible securities (Including Warrants)	Shareholding as a % assuming full conversion of convertible Securities (as a percentage of diluted share capital)	Number of Locked in Shares		Number of Shares pledged or otherwise encumbered		Number of equity shares held in dematerialized form	
									Class X	Class Y	Total			No.	As a % of total Shares held	No.	As a % of total Shares held		
	(i)	(ii)	(iii)	(iv)	(v)	(vi)	(vii)	(viii)	Class X	Class Y	Total	(x)	(xi)	(xii)	(xiii)	(xiv)			
(1)	Institutions																		
(a)	Mutual Funds		4	82187	0	0	82187	0.00	82187	0	82187	0.00	0	0.00	0	0.00	NA	NA	82187
(b)	Venture Capital Funds		0	0	0	0	0	0.00	0	0	0	0.00	0	0.00	0	0.00	NA	NA	0
(c)	Alternate Investment Funds		0	0	0	0	0	0.00	0	0	0	0.00	0	0.00	0	0.00	NA	NA	0
(d)	Foreign Venture Capital Investors		0	0	0	0	0	0.00	0	0	0	0.00	0	0.00	0	0.00	NA	NA	0
(e)	Foreign Portfolio Investors		7	1607548	0	0	1607548	0.02	1607548	0	1607548	0.02	0	0.02	0	0.00	NA	NA	1607448
(f)	Financial Institutions/Banks		26	2674977	0	0	2674977	0.03	2674977	0	2674977	0.03	0	0.03	0	0.00	NA	NA	2668797
(g)	Insurance Companies		4	12778869	0	0	12778869	0.12	12778869	0	12778869	0.12	0	0.12	0	0.00	NA	NA	12778869
(h)	Provident Funds/Pension Funds		0	0	0	0	0	0.00	0	0	0	0.00	0	0.00	0	0.00	NA	NA	0
(i)	Any Other																		
	Sub Total (B)(1)		41	17143581	0	0	17143581	0.17	17143581	0	17143581	0.17	0	0.17	0	0.00	NA	NA	17137301
(2)	Central Government/State Government(s)/President of India		0	0	0	0	0	0.00	0	0	0	0.00	0	0.00	0	0.00	NA	NA	0
	Sub Total (B)(2)		0	0	0	0	0	0.00	0	0	0	0.00	0	0.00	0	0.00	NA	NA	0
(3)	Non-Institutions																		
(a)	i.Individual shareholders holding nominal share capital up to Rs.2 lakhs		371833	118048453	0	0	118048453	1.14	118048453	0	118048453	1.14	0	1.14	0	0.00	NA	NA	109345659
	ii.Individual shareholders holding nominal share capital in excess of Rs. 2 Lakhs		355	23738629	0	0	23738629	0.23	23738629	0	23738629	0.23	0	0.23	0	0.00	NA	NA	23710149
(b)	NBFCs Registered with RBI		3	5746	0	0	5746	0.00	5746	0	5746	0.00	0	0.00	0	0.00	NA	NA	5746
(c)	Employee Trusts		0	0	0	0	0	0.00	0	0	0	0.00	0	0.00	0	0.00	NA	NA	0
(d)	Overseas Depositories (Holding DRs)(Balancing figure)		0	0	0	0	0	0.00	0	0	0	0.00	0	0.00	0	0.00	NA	NA	0
(e)	Any Other																		
	SOCIETIES		7	28640	0	0	28640	0.00	28640	0	28640	0.00	0	0.00	0	0.00	NA	NA	0
	J E P F		1	4286195	0	0	4286195	0.04	4286195	0	4286195	0.04	0	0.04	0	0.00	NA	NA	4286195
	NRI NON-REPATRIATION		1231	1075276	0	0	1075276	0.01	1075276	0	1075276	0.01	0	0.01	0	0.00	NA	NA	1075276
	CLEARING MEMBERS		148	1372975	0	0	1372975	0.01	1372975	0	1372975	0.01	0	0.01	0	0.00	NA	NA	1372975
	H U F		5191	5088392	0	0	5088392	0.05	5088392	0	5088392	0.05	0	0.05	0	0.00	NA	NA	5088392
	NON RESIDENT INDIANS		4401	4552686	0	0	4552686	0.04	4552686	0	4552686	0.04	0	0.04	0	0.00	NA	NA	3468395
	BODIES CORPORATES		1356	20618783	0	0	20618783	0.20	20618783	0	20618783	0.20	0	0.20	0	0.00	NA	NA	20467688
	DIRECTORS		2	28600	0	0	28600	0.00	28600	0	28600	0.00	0	0.00	0	0.00	NA	NA	28600
	Qualified Institutional Buyer		1	297500	0	0	297500	0.00	297500	0	297500	0.00	0	0.00	0	0.00	NA	NA	297500
	TRUSTS		47	333700	0	0	333700	0.00	333700	0	333700	0.00	0	0.00	0	0.00	NA	NA	309380
	Sub Total (B)(3)		384576	179475575	0	0	179475575	1.73	179475575	0	179475575	1.73	0	1.73	0	0.00			169455955
	Total Public Shareholding (B) = (B)(1)+(B)(2)+(B)(3)		384617	196619156	0	0	196619156	1.89	196619156	0	196619156	1.89	0	1.89	0	0.00			186593256





Table IV - Statement showing shareholding pattern of the Non Promoter - Non Public Shareholder

Category	Category & Name of the Shareholder	PAN	No of Shareholders	No of fully paid up equity shares held	No of Partly paid-up equity shares held	No of Shares Underlying Depository Receipts	Total No of Shares Held (IV+V+VI)	Shareholding as a % of total no of shares (A+B+C2)	Number of Voting Rights held in each class of securities			No of Shares Underlying Outstanding convertible securities (Including Warrants)	Shareholding as a % assuming full conversion of convertible Securities (as a percentage of diluted share capital)	Number of Locked In Shares		Number of Shares pledged or otherwise encumbered		Number of equity shares held in dematerialized form	
									No of Voting Rights	Total as a % of (A+B+C)				No.	As a % of total Shares held	No.	As a % of total Shares held		
									Class X	Class Y	Total (IX)			(XII)		(XIII)		(XIV)	
	(i)	(ii)	(iii)	(iv)	(v)	(vi)	(vii)	(viii)				(x)	(xi)						
(1)	Custodian/DR Holder		0	0	0	0	0	0.00	0	0	0	0.00	0	0.00	0	0.00	NA	NA	0
(2)	Employee Benefit Trust (under SEBI(Share based Employee Benefit)		0	0	0	0	0	0.00	0	0	0	0.00	0	0.00	0	0.00	NA	NA	0
	Total Non-Promoter-Non Public Shareholding (C) = (C)(1)+(C)(2)		0	0	0	0	0	0.00	0	0	0	0.00	0	0.00	0	0.00			0



Details of the shareholders acting as persons in Concert including their Shareholding:			
Name of Shareholder	Name of PAC	No of shares	Holding%
Life Insurance Corporation of India	LIC & Associates	5294102939	51
Total:		5294102939	51



Details of Shares which remain unclaimed may be given hear along with details such as number of shareholders, outstanding shares held in demat/unclaimed suspense account	
No of Shareholders	No of shares
169	32986

